


2008-09 OPPONENTS



Inside This Section

Central Michigan, Maine.....	80
Army, Fordham	81
South Carolina, St. Bonaventure	82
Rutgers, Manhattan	83
Central Conn. St., Lafayette.....	84
UNC Greensboro, Lehigh.....	85
Concordia, Dartmouth	86
Harvard, Cornell	87
Columbia, Yale	88
Brown, Penn.....	89
Ivy League Composite Schedule.....	90
All-Time Opponent Records	91-93



Quick Facts

Head Coach Mike Dement (Louisburg '74)
 Record at UNC Greensboro 102-101 (seven seasons)
 Career Record 307-288 (21 seasons)
 2007-08 Record 19-12
 2007-08 Southern Record 12-8, 3rd/North
 Conference Champion.... Davidson/Appalachian St. (divisional)
 Davidson (tourn.)
 Location Greensboro, N.C.
 Basketball SID Mike Hirschman
 Office Phone (336) 202-5331
 SID e-mail mwhirsch@uncg.edu
 World Wide Web www.uncgspartans.com

Quick Facts

Head Coach Brett Reed (Eckerd '95)
 Record at Lehigh 14-15 (one season)
 Career Record Same
 2007-08 Record 14-15
 2007-08 Patriot Record 7-7, T-3rd
 Conference Champion..... American (reg. season & tourn.)
 Location Bethlehem, Pa.
 Basketball SID Mike Stagnitta
 Office Phone (610) 758-6631
 SID e-mail mis3@lehigh.edu
 World Wide Web www.lehighsports.com

Starters Returning/Lost

Returning:
 Mikko Koivisto, Jr., G, 6-4, 195 10.9 ppg, 1.8 rpg, 1.5 apg
 Ben Stywall, Jr., F, 6-5, 210 8.9 ppg, 6.2 rpg, 1.5 apg
Lost:
 Kyle Hines, F, 6-6, 230 19.2 ppg, 9.1 rpg, 3.1 bpg
 Kevin Oleksiak, G, 6-4, 195 11.5 ppg, 3.5 rpg, 3.2 apg
 Dwayne Johnson, G, 5-9, 180 4.8 ppg, 3.1 rpg, 4.3 apg

Starters Returning/Lost

Returning:
 Marquis Hall, Jr., G, 5-11, 170 14.1 ppg, 2.9 rpg, 4.4 apg
 Zahir Carrington, Jr., F, 6-7, 220 12.5 ppg, 4.1 rpg, 1.0 bpg
 Rob Keefer, So., G, 6-3, 185 7.8 ppg, 2.9 rpg, 1.0 apg
 Matt Szalachowski, Sr., G, 6-2, 190 4.7 ppg, 1.9 rpg, 1.3 apg
Lost:
 Bryan White, F, 6-6, 200 10.5 ppg, 8.2 rpg, 1.5 spg

Series History

Overall..... First Meeting
 Last Meeting..... N/A
 Current Streak..... Overall: N/A
 Home: N/A

Series History


Overall..... Princeton leads, 30-3
 Last Meeting..... Lehigh 68, Princeton 49
 Jan. 6, 2008 in Bethlehem, Pa.
 Current Streak..... Overall: Lehigh, 1
 Home: Princeton, 16
 Last time at Princeton..... Princeton 44, Lehigh 43
 Dec. 6, 2006 at Princeton, N.J.

Big Red Coach

UNCG head coach Mike Dement led Cornell for five seasons from 1986-91 and was the last coach to take an Ivy team other than Princeton and Penn to the NCAA Tournament, in 1988, until last season.

A Streak Continues

Though Lehigh snapped Princeton's 23-game series win streak last year, the Tigers still have won the last 16 in Princeton. Lehigh has not won in Princeton since Mar. 6, 1930.



Columbia Lions
SAT., FEB. 7 AT PRINCETON, N.J.
FRI., MAR. 6 AT NEW YORK, N.Y.

Quick Facts

Head Coach Joe Jones (Oswego '87)
 Record at Columbia 63-75 (five seasons)
 Career Record Same
 2007-08 Record 14-15
 2007-08 Ivy Record 7-7, T-4th

Location New York, N.Y.
 Basketball SID Darlene Camacho
 Office Phone (212) 854-2535
 SID e-mail dc2164@columbia.edu
 World Wide Web www.gocolumbialions.com

Starters Returning/Lost

Returning:

Niko Scott, Jr., G, 6-3, 200 7.7 ppg, 2.3 rpg, 2.2 apg

Lost:

John Baumann, F, 6-7, 220 16.1 ppg, 6.7 rpg, 1.1 apg

Ben Nwachukwu, C, 6-8, 235 7.2 ppg, 4.2 rpg, 0.6 bpg

Mack Montgomery, G, 6-5, 195 7.1 ppg, 3.9 rpg, 1.7 apg

Brett Loscalzo, G, 6-0, 180 5.0 ppg, 1.4 rpg, 3.0 apg

Series History

Overall Princeton leads, 136-83

Last Season's Meetings Princeton 74, Columbia 64

Mar. 7, 2008 in Princeton, N.J.

Columbia 58, Princeton 53

Feb. 9, 2008 in New York, N.Y.

Current Streak Overall: Princeton, 1

Home: Princeton, 15


Away: Columbia, 3

Game Highs Last Season vs. Columbia

Feb. 9 at Columbia Mar. 7 at Princeton

Points 17 - Gunn, Princeton 21 - Baumann, Columbia

Rebounds 8 - Steuerer, Princeton 8 - Montgomery, Columbia



Yale Bulldogs
FRI., FEB. 13 AT NEW HAVEN, CONN.
SAT., FEB. 28 AT PRINCETON, N.J.

Quick Facts

Head Coach James Jones (Albany '86)
 Record at Yale 118-133 (nine seasons)
 Career Record Same
 2007-08 Record 13-15
 2007-08 Ivy Record 7-7, T-4th

Location New Haven, Conn.
 Basketball SID Tim Bennett
 Office Phone (203) 432-1457
 SID e-mail timothy.bennett@yale.edu
 World Wide Web www.yalebulldogs.com

Starters Returning/Lost

Returning:

Ross Morin, Sr., G, 6-7, 225 10.2 ppg, 5.4 rpg, 0.8 apg

Lost:

Eric Flato, G, 6-1, 185 11.9 ppg, 1.7 rpg, 2.6 apg

Caleb Holmes, G/F, 6-6, 205 9.6 ppg, 2.6 rpg, 2.0 apg

Matt Kyle, C, 6-11, 240 7.5 ppg, 4.2 rpg, 1.4 bpg

Nick Holmes, G/F, 6-6, 205 6.3 ppg, 3.1 rpg, 1.9 apg

Series History

Overall Princeton leads, 138-80

Last Season's Meetings Yale 67, Princeton 56

Feb. 15, 2008 in Princeton, N.J.

Yale 67, Princeton 59

Mar. 1, 2008 in New Haven, Conn.

Current Streak Overall: Yale, 4

Home: Yale, 2

Away: Yale, 2

Game Highs Last Season vs. Yale

Feb. 15 at Princeton Mar. 1 at Yale

Points 18 - Holmes, Yale 15 - Savage (P) & Pinick (Y)

Rebounds 11 - Koncz (P) & Pinick (Y) 10 - Pinick, Yale

Ivy League Composite Schedule (league games only)

NCAA Tournament 1952, 1955, 1960, 1961, 1963, 1964, 1965 Final Four, 1967, 1969, 1976, 1977, 1981...

13 NCAA Tournament Victories

Saturday, January 10

Harvard at Dartmouth..... 7

Friday, January 16

Yale at Brown 7

Saturday, January 17

Cornell at Columbia..... 7

Friday, January 23

Brown at Yale 7

Saturday, January 24

Columbia at Cornell..... 4
Dartmouth at Harvard..... 7

Friday, January 30

Yale at Columbia 7
Brown at Cornell..... 7
Princeton at Dartmouth..... 7
Penn at Harvard..... 7

Saturday, January 31

Brown at Columbia 7
Yale at Cornell..... 7
Penn at Dartmouth 7
Princeton at Harvard..... 7

Friday, February 6

Brown at Dartmouth 7
Yale at Harvard..... 7
Columbia at Penn 7
Cornell at Princeton..... 7

Saturday, February 7

Columbia at Princeton 6
Yale at Dartmouth 7
Brown at Harvard..... 7
Cornell at Penn 7

Friday, February 13

Penn at Brown 7
Dartmouth at Columbia..... 7
Harvard at Cornell 7
Princeton at Yale 7

Saturday, February 14

Princeton at Brown 7
Harvard at Columbia..... 7
Dartmouth at Cornell..... 7
Penn at Yale..... 7

Tuesday, February 17

Penn at Princeton 7

Friday, February 20

Columbia at Brown 7
Dartmouth at Penn 7
Harvard at Princeton..... 7
Cornell at Yale..... 7

Saturday, February 21

Harvard at Penn 6
Dartmouth at Princeton..... 6
Cornell at Brown..... 7
Columbia at Yale 7

Friday, February 27

Cornell at Dartmouth..... 7
Columbia at Harvard..... 7
Yale at Penn..... 7
Brown at Princeton 7

Saturday, February 28

Yale at Princeton 6
Columbia at Dartmouth..... 7
Cornell at Harvard 7
Brown at Penn 7

Friday, March 6

Harvard at Brown 7
Princeton at Columbia 7
Penn at Cornell 7
Dartmouth at Yale 7

Saturday, March 7

Dartmouth at Brown 7
Penn at Columbia 7
Princeton at Cornell..... 7
Harvard at Yale..... 7

Tuesday, March 10

Princeton at PennTBA



Records vs. Current Division I Opponents

...NCAA Tournament 1983, 1984, 1989, 1990, 1991, 1992, 1996, 1997, 1998, 2001, 2004

Opponent	1st Game	Last Game	W	L	Pct.	Home	Away	Neutral
Alabama (University of)	1975	1977	1	2	.333	—	—	1-2
Alabama A&M	2006		1	0	1.000	0-0	0-0	1-0
Alabama-Birmingham	1998	1999	2	0	1.000	1-0	1-0	—
American University	1983		1	0	1.000	—	—	1-0
Arizona (University of)	1985		0	1	.000	—	0-1	—
Arizona State University	2007		0	1	.000	—	—	0-1
Arkansas (University of)	1990		0	1	.000	—	—	0-1
Arkansas-Little Rock	1989		1	0	1.000	—	—	1-0
Army (U.S. Military Academy)	1904	1979	21	11	.656	7-3	12-6	2-2
Ball State University	2000		1	0	1.000	0-0	1-0	0-0
Baylor University	1991		1	0	1.000	—	1-0	—
Boise State University	1995		1	0	1.000	—	—	1-0
Boston College	1983		0	1	.000	—	—	0-1
Boston University	1982	1993	2	0	1.000	—	—	2-0
Bowling Green State Univ.	1966	1985	3	1	.750	1-0	0-1	2-0
Bradley University	1948		0	1	.000	—	0-1	—
Brigham Young University	1981	1991	0	4	.000	0-1	0-2	0-1
Brown University	1908	2008	91	23	.798	54-4	37-19	—
Bucknell University	1902	2004	9	3	.727	5-2	3-1	1-0
Buffalo (University of)	1925		0	1	.000	—	0-1	—
Butler University	1955	1962	0	2	.000	—	0-2	—
California	1971	2001	1	2	.500	—	—	1-1
UC Irvine	2003		0	1	.000	—	—	0-1
UC Los Angeles (UCLA)	1969	1996	1	2	.333	—	0-1	1-1
UC Santa Barbara	1990		1	0	1.000	—	—	1-0
Cal State Fullerton	1980		1	0	1.000	—	—	1-0
Canisius College	1960	1989	1	1	.500	—	—	1-1
Carnegie Mellon University	1920	2005	2	2	.500	0-2	2-0	—
Central Connecticut State University	2007		1	0	1.000	1-0	—	—
Central Michigan University		First Meeting						
Cincinnati (University of)	1920	1964	1	3	.250	—	1-2	0-1
Cleveland State University	1990		1	0	1.000	—	1-0	—
Coastal Carolina University	1990		1	0	1.000	—	—	1-0
Colgate University	1905	2005	18	6	.750	16-0	2-5	0-1
College of Charleston	1999		1	0	1.000	—	—	1-0
Colorado (University of)	1957		0	1	.000	—	—	0-1
Columbia University	1901	2008	136	83	.622	74-33	60-49	2-1
Connecticut (University of)	1961	1986	1	2	.333	—	—	1-2
Cornell University	1902	2008	133	75	.639	78-26	54-47	1-2
Creighton University	1961		0	1	.000	—	0-1	—
Dartmouth College	1905	2008	135	60	.692	80-16	54-40	1-4
Davidson College	1962	2006	6	8	.429	4-2	0-2	2-4
Dayton (University of)	1952	1989	0	2	.000	—	0-1	0-1
Delaware (University of)	1922	1990	6	3	.667	4-1	2-2	—
DePaul University	1983	1985	0	3	.000	—	0-2	0-1
Drexel University	1901	2005	8	1	.889	6-1	1-0	1-0
Duke University	1935	2007	1	17	.056	1-2	0-9	0-6
Duquesne University	1952	1973	1	1	.500	—	—	1-1
Eastern Illinois	1995		1	0	1.000	—	—	1-0
Evansville (University of)	2007		0	1	.000	—	0-1	—
Fairfield University	1982		1	0	1.000	1-0	—	—
Florida A&M University	1992		1	0	1.000	—	—	1-0
Florida International University	2001	2002	0	2	.000	1-0	0-1	—
Florida State University	1972	1999	2	0	1.000	—	—	2-0
Fordham University	1904	1989	16	11	.593	12-7	3-4	1-0
Fresno State University	1986	2003	3	0	1.000	1-0	2-0	—
Georgetown University	1913	1999	6	5	.545	5-1	1-3	0-1
George Washington University	1926	1961	2	0	1.000	1-0	—	1-0
Georgia (University of)	1988		0	1	.000	—	—	0-1
Hartford (University of)	1984		1	0	1.000	1-0	—	—
Harvard University	1901	2008	121	38	.761	70-11	51-27	—
Hofstra University	1955	1991	3	2	.600	2-1	0-1	1-0
Holy Cross (College of the)	1968	2004	7	2	.778	3-0	2-1	2-1
Houston (University of)	1983		0	1	.000	—	0-1	—
Illinois (University of)	1939	1994	1	6	.143	—	0-6	1-0
Illinois-Chicago	1986		1	0	1.000	—	—	1-0

110th Season of Princeton Basketball

Opponent	1st Game	Last Game	W	L	Pct.	Home	Away	Neutral
Indiana University	1969	1997	2	2	.500	—	0-1	2-1
Iona College	1988	2007	6	0	1.000	3-0	3-0	—
Iowa (University of)	1948	1955	0	2	.000	—	0-1	0-1
Iowa State University	1995		0	1	.000	—	0-1	—
Kansas (University of)	1999	2001	0	2	.000	0-1	0-1	—
Kentucky (University of)	1926	1977	1	2	.333	—	1-1	0-1
Lafayette College	1901	2008	43	17	.717	32-7	11-10	—
La Salle University	1904	1996	5	6	.455	3-2	2-3	0-1
Lehigh University	1906	2008	30	3	.909	23-2	7-1	—
Long Island University	1979		1	0	1.000	1-0	—	—
Louisville (University of)	1966	1979	0	2	.000	—	—	0-2
Loyola College (Md.)	1992	2004	4	0	1.000	2-0	2-0	—
Loyola University (Ill.)	2006		0	1	.000	0-0	0-0	0-1
Loyola Marymount University	1991		1	0	1.000	1-0	—	—
Maine		First Meeting						
Manhattan College	1909	2007	15	2	.882	12-1	3-1	—
Marquette University	1996		1	0	1.000	—	1-0	—
Marshall University	1972	2007	1	2	.333	1-0	0-2	—
Maryland (University of)	1925	2001	3	4	.429	1-0	2-4	—
Maryland-Baltimore County (UMBC)	1994	2003	3	0	1.000	1-0	1-0	1-0
Massachusetts	1995		0	1	.000	0-0	0-1	—
Memphis (University of)	1970		0	1	.000	—	—	0-1
Miami (University of)	1948	1949	1	1	.500	—	1-1	—
Miami University (Ohio)	1975		0	1	.000	—	—	0-1
Michigan (University of)	1940	1972	2	5	.286	1-0	0-2	1-3
Michigan State University	1950	1998	1	5	.167	—	1-2	0-3
Minnesota (University of)	1951	2004	0	3	.000	—	0-3	—
Mississippi State University	1965	1996	1	1	.500	—	—	1-1
Missouri (University of)	1957	1999	0	2	.000	—	—	0-2
Monmouth University	1991	2007	9	4	.692	5-2	4-2	—
Navy	1908	1977	24	10	.706	14-2	9-8	1-0
Nebraska (University of)	1957		0	1	.000	—	—	0-1
Nevada (University of)	1979		0	1	.000	—	—	0-1
Nevada-Las Vegas	1984	1999	1	3	.250	—	0-1	1-2
New Hampshire (University of)	1984	1992	1	1	.500	0-1	—	1-0
New Mexico (University of)	1982		0	1	.000	—	0-1	—
New Mexico State University	1972		0	1	.000	—	—	0-1
New Orleans (University of)	1978	1995	0	2	.000	0-1	0-1	—
New York University	1908	1984	9	7	.563	5-3	4-4	—
Niagara University	1972	1998	1	1	.500	—	—	1-1
Nicholls State University	1995		1	0	1.000	—	—	1-0
North Carolina (University of)	1929	2001	5	8	.385	3-1	2-1	0-6
North Carolina Charlotte	1984	1999	2	0	1.000	—	—	2-0
North Carolina Greensboro		First Meeting						
North Carolina A&T	1983		1	0	1.000	—	—	1-0
North Carolina State University	1952	1999	5	1	.833	—	2-1	3-0
North Carolina Wilmington	1997	1998	2	0	1.000	1-0	1-0	—
North Dakota State University	2006		0	1	.000	0-0	0-0	0-1
Northeastern University	1979	1983	0	2	.000	0-1	—	0-1
Northwestern University	1939	1980	1	6	.143	—	1-5	0-1
Northwestern State University	2006		1	0	1.000	0-0	0-0	1-0
North Texas	1998		1	0	1.000	—	—	1-0
Notre Dame (University of)	1927	1977	1	2	.333	1-0	0-2	—
Ohio University	1995	1999	1	1	.500	—	—	1-1
Ohio State University, The	1921	1981	6	7	.462	—	4-6	2-1
Oklahoma (University of)	2002	2004	0	2	.000	0-0	0-1	0-1
Oklahoma State University	1983		1	0	1.000	—	—	1-0
Oral Roberts University	1979	1991	1	3	.250	0-1	0-1	1-1
Oregon (University of)	1974	1975	1	1	.500	—	—	1-1
Pennsylvania (University of)	1903	2008	97	121	.445	55-52	39-66	3-3
Pennsylvania State University	1922	2007	3	8	.273	2-2	0-4	1-2
Pittsburgh (University of)	1952	1962	1	2	.333	—	1-2	—
Providence College	1965	1994	2	1	.667	—	0-1	2-0
Purdue University	1955	1956	0	2	.000	—	0-2	—
Rhode Island (University of)	1980		0	1	.000	—	—	0-1
Rice University	1996	2007	2	1	.667	1-0	0-1	1-0

Opponent	1st Game	Last Game	W	L	Pct.	Home	Away	Neutral
Rider University	1932	2002	8	3	.727	4-1	1-0	3-2
Rutgers University	1917	2007	72	42	.637	43-15	28-25	1-2
Saint Bonaventure University	1961	1976	1	1	.500	—	—	1-1
Saint John's University	1912	1982	6	10	.375	1-4	4-5	1-1
Saint Joseph's University	1944	1995	5	6	.455	3-2	2-3	0-1
Saint Louis University	1964	1970	0	2	.000	—	0-2	—
Saint Mary's (Calif.) University	1990		1	0	1.000	—	—	1-0
Saint Peter's College	1978		1	0	1.000	1-0	—	—
San Diego (University of)	1984		1	0	1.000	—	—	1-0
San Francisco (University of)	1979	1987	1	1	.500	—	0-1	1-0
Santa Clara University	1983	2002	1	2	.333	—	0-2	1-0
Seton Hall University	1943	2007	3	10	.231	1-4	2-6	—
South Carolina (University of)	1974	2006	3	2	.600	—	0-2	3-0
Southern California (University of)	1972		0	1	.000	—	—	0-1
Southern Illinois University	1976		1	0	1.000	—	—	1-0
Stanford University	1967	2005	3	1	.750	1-0	1-0	1-1
Syracuse University	1905	1999	9	24	.273	1-4	7-18	1-2
Temple University	1926	2005	8	10	.444	7-6	1-4	—
Tennessee (University of)	1959		0	1	.000	—	0-1	—
Texas (University of)	1963	2004	4	4	.500	—	0-2	4-2
Texas A&M	1995	2002	3	0	1.000	—	—	3-0
Texas Christian	1994	2000	2	1	.667	1-0	0-1	1-0
Texas-El Paso	1996	2004	1	1	.500	—	1-1	—
Toledo (University of)	1939	1984	1	1	.500	—	1-1	—
Tulane	1993	2004	1	1	.500	—	—	0-2
Utah (University of)	1987		0	1	.000	—	0-1	—
Vanderbilt University	1959	1994	0	4	.000	0-1	0-2	0-1
Vermont (University of)	1924		1	0	1.000	1-0	—	—
Villanova University	1943	1991	15	22	.405	7-10	8-10	0-2
Virginia (University of)	1972	1975	2	0	1.000	1-0	1-0	—
Virginia Military Institute	1964	2006	2	0	1.000	—	—	2-0
Wagner College	1978		1	0	1.000	1-0	—	—
Wake Forest University	1963	2005	1	2	.333	—	0-1	1-1
Washington State University	1967	1992	1	2	.333	—	—	1-2
Weber State University	1982	2000	2	0	1.000	—	—	2-0
West Virginia University	1922	1967	2	0	1.000	1-0	—	1-0
Western Illinois University	1998		0	1	.000	—	—	0-1
Western Michigan University	2002		1	0	1.000	0-0	0-0	1-0
Wichita State University	1965		1	0	1.000	—	—	1-0
William & Mary (College of)	1929	1977	3	0	1.000	2-0	1-0	—
Wisconsin (University of)	1940	1985	2	2	.500	—	0-1	2-1
Wisconsin-Green Bay (University of)	1995		0	1	.000	—	0-1	—
Wyoming (University of)	2004	2005	1	1	.500	1-0	0-1	—
Xavier University (Ohio)	1989	2000	1	3	.250	1-0	0-2	0-1
Yale University	1902	2008	138	80	.633	81-26	55-53	2-1

2008-2009 opponents in **bold**



Princeton University president Shirley Tilghman (center, with scarf) traveled to Denver, Colo., for the team's most recent NCAA appearance. Seated next to her was daughter Rebecca, a 2003 Princeton grad.